

# Scientist as detective: Luis Alvarez and the pyramid burial chambers, the JFK assassination, and the end of the dinosaurs

Charles G. Wohl<sup>a)</sup>

Physics Division, Lawrence Berkeley National Laboratory, Berkeley, California 94720

(Received 14 March 2007; accepted 14 July 2007)

Luis Alvarez (1911–1988) was one of the most brilliant and productive experimental physicists of the twentieth century. His investigations of three mysteries, all of them outside his normal areas of research, show what remarkable things a far-ranging imagination working with an immense store of knowledge can accomplish. © 2007 American Association of Physics Teachers.

[DOI: 10.1119/1.2772290]

The 1968 Nobel Prize in Physics, awarded to Luis W. Alvarez:

*“For his decisive contributions to elementary particle physics, in particular the discovery of a large number of resonant states, made possible through his development of the technique of using hydrogen bubble chambers and data analysis.”<sup>1</sup>*

Richard Feynman, considering whether to do the O-ring-in-ice-water demonstration in the Challenger disaster hearings:

*“I think, ‘I could do this tomorrow while we’re all sitting around, listening to this [Richard] Cook crap we heard today. We always get ice water in those meetings; that’s something I could do to save time.’*

*“Then I think, ‘No, that would be gauche.’*

*“But then I think of Luis Alvarez, the physicist. He’s a guy I admire for his gutsiness and sense of humor, and I think, if Alvarez was on this commission, he would do it, and that’s good enough for me.”<sup>2</sup>*

## I. THE PYRAMID BURIAL CHAMBERS

Figure 1 shows the two largest pyramids ever built. Near Cairo, they are 4,500 years old. In back is the pyramid of Cheops, and in front is the pyramid of his son Chephren. The pyramids were originally faced with smooth limestone, but only the small amount visible near the top of Chephren’s pyramid remains. With the rise of Islam, the facing was quarried to build mosques and other structures in and around Cairo, just as in medieval Europe Roman works were quarried to build cathedrals and towns. There have been many guesses, most of them based on arguments of least effort, but it is not known just how the ancient Egyptians went about raising all that stone. The sides of the pyramids are very accurately aligned north-south and east-west, and it is not known how that was done either.

The pyramid of Cheops stands on slightly lower ground than Chephren’s and has lost its top 9 m, but it is the “Great Pyramid.” Before it lost its facing and tip, it was 230 m on a

side and 147 m high, and its base covered 5.29 hectares (13.1 acres). Chephren’s pyramid, which has also lost a few meters, was 216 m on a side and 143 m high. Nothing taller than the pyramids was built until the Washington Monument at 169 m and the Eiffel Tower at 300 m, both completed in the 1880s.<sup>3</sup> That other enormous structure, the Great Wall of China (the last of a series of walls), was begun only about 650 years ago.

Figure 2(a) shows the known chambers in Cheops’ pyramid. There is a “King’s Chamber,” with structures above to deflect the immense weight of rock bearing down (the arch had not yet been invented), a “Queen’s Chamber,” a long sloping “Grand Gallery,” and passageways to connect them all.<sup>4</sup>

Figure 2(b) shows the only known chamber in Chephren’s pyramid, a room underneath. Luie—everyone called Luis Alvarez “Luie”—first saw the pyramids in 1962, and thought that for the son’s pyramid to be so much less intricate than the father’s was not in accord with human nature. Anybody might wonder if there were undiscovered chambers, but when an interesting mystery caught Luie’s attention, he could be extraordinarily tenacious in trying to solve it. He thought of a way to find out if there are undiscovered chambers.<sup>5</sup>

How to do this? Figure 3(a) shows a conceptually simple scheme: Place a strong x-ray source that emits in all directions in the chamber beneath the pyramid and cover the faces of the pyramid with large photographic plates. The more rock the x rays have to pass through to reach the surface, the more their intensity is reduced. Because the distance from the source to the plates is shorter to the centers of the faces of the pyramid than to their edges, the (negative) plates will be more exposed and darker near their centers and shade to lighter at the edges [see Fig. 3(b)]. And a chamber would mean less rock in paths through it to the outside, and would be revealed as a darker patch on the plate.

Although this scheme is simple in concept, it is completely impractical: The x rays will not penetrate the rock, and the plates would have to be a bit large. Nor will radar or sonar work, because the radiations do not penetrate rock or are too scattered by small gaps between the blocks of rock.

The scheme Luie conceived looks very much like the x-ray scheme, but run backward. A strong source of “rays” already exists—cosmic rays. These, or rather their products, have been piercing the pyramids ever since they were built.

*Cosmic rays, muons, and spark chambers.* Cosmic rays, which are mainly protons of all energies, pervade the Galaxy. Raining down upon the Earth, they collide with the atoms high in the atmosphere and produce a constant shower of




Fig. 1. The two largest pyramids, Cheops' in back and his son Chephren's in front. The tips of the pyramids are gone, and Chephren's pyramid retains some of its original smooth facing.

secondary particles. Most of these particles decay to (among other particles) muons while still high in the atmosphere. At ground level, muons arrive from every direction of the sky. A muon is like an electron except that it is about 207 times as massive. "Who ordered that?" asked Isidor Rabi when the muon—a complete surprise—was discovered. A muon eventually decays, but before it does so it plows through matter in a very nearly straight line, losing energy by ionizing atoms along the way. Mechanisms in our cells constantly repair the damage done to our DNA by this and other environmental "insults." We grew up in a dangerous neighborhood.

A high-energy muon can plow through many meters of rock before stopping—the higher the energy, the more rock. Conversely, the more rock, the fewer the muons that have enough energy to get through. A detector placed in the chamber beneath Chephren's pyramid, and able to measure the direction from which a muon comes, will count more muons coming through the centers of the faces of the pyramid than through their edges. And a chamber somewhere in the body of the pyramid would mean less rock for muons to penetrate, and more counts from that direction. This idea is very like the x-ray scheme, but with muons coming in instead of x rays going out.

Figure 4 shows the experimental design. At the top, there is a 6 ft × 6 ft sandwich of two spark chambers, S1 and S2, between two trigger counters, C1 and C2. Beneath this sandwich, there are 36 tons of iron and a somewhat larger third trigger counter, C3. If a muon passes through all three trigger counters, as does the trajectory marked *a*, the two spark chambers are triggered and they each record the coordinates

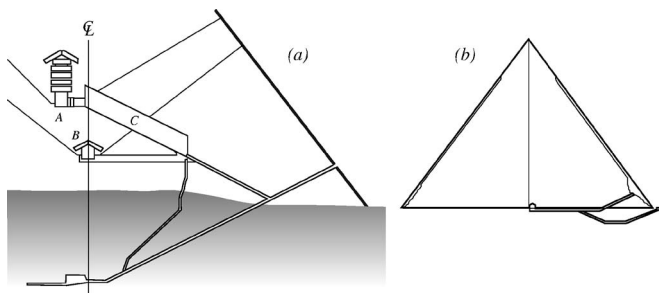


Fig. 2. (a) The known chambers in Cheops' pyramid. In the body are A, the King's Chamber; B, the Queen's Chamber; and C, the Grand Gallery. The centerline of the pyramid is indicated. (b) Are there undiscovered chambers in Chephren's pyramid?

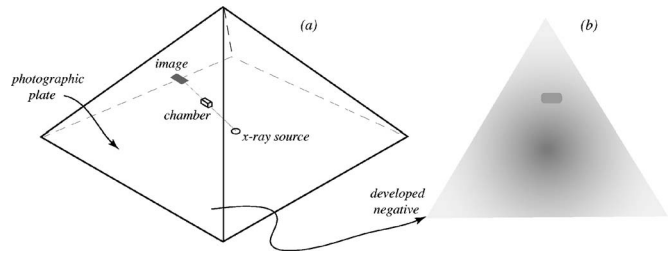


Fig. 3. A conceptually simple scheme to x ray Chephren's pyramid. A strong x-ray source darkens a photographic plate that covers a side of the pyramid. Less rock from the source to the surface means greater exposure of the plate.

of the muon's passing. The two measured points on the trajectory establish the direction from which the muon came.

Muons that have lost nearly all their energy tend to straggle from a straight line; if they were recorded, they would blur the image. The purpose of the iron and lowest trigger counter is to ensure that a muon that passes through the spark chambers still has enough energy to pass through a foot of iron and trigger the third counter. Thus the spark chambers only record muons that are still traveling in a straight line at those chambers.

The whole area of the apparatus is sensitive to muons that come down vertically, but as the trajectory marked *b* in Fig. 4 shows, the apparatus does not catch the muons that enter at large angles from the vertical. For this and other reasons, the efficiency dwindles to zero at an angle of about 45° from the vertical, and is too low to detect useful numbers of muons beyond about 35° (see the following).

*Muon photography.* A team of Egyptian and American physicists and technicians, with oversight from Egyptian archeologists, set up the apparatus and associated electronic and computer equipment in the chamber beneath Chephren's pyramid. There were many troubles, both from the apparatus (these were the early days of spark chambers), and the 1967 Arab-Israeli War, which broke out almost to the day the experiment was finally ready to begin gathering data. Diplomatic relations between Egypt and the United States were

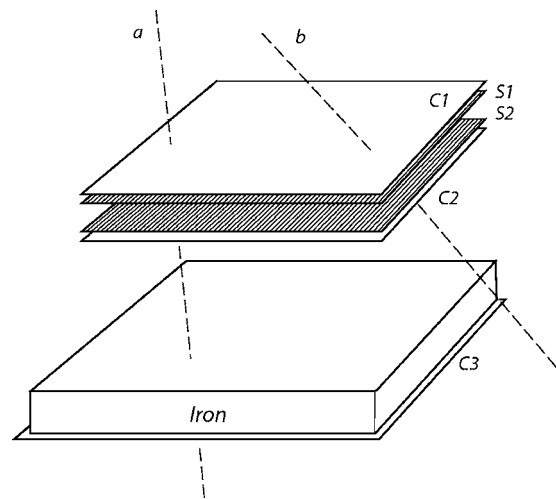


Fig. 4. The setup used to "x ray" Chephren's pyramid with muons. A muon that passes through all three counters, C1, C2, and C3, triggers the two spark chambers S1 and S2, each of which records the coordinates of the muon's passing. The muon trajectory *b* misses C3.

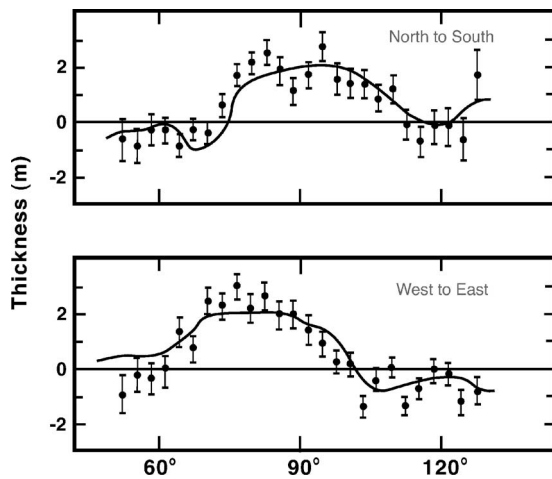


Fig. 5. A test of the scheme. A comparison of the thickness of the facing near the top of Chephren's pyramid as measured with an aerial stereo-photograph survey (curved lines) and by counts of muons (data points) (Ref. 5).

broken, Americans were not welcome in Egypt for some months, and the experiment was put on hold. But eventually relations were restored and the experiment recommenced.

In any experiment you look for what you know is there before you look for what you hope is there—an application of “Do not think what you want to think before you know what you ought to know.”<sup>6</sup> The first test was to see the gross structure of the pyramid—the faces and edges. Figure 5 shows a more sensitive test, the detection of the limestone facing at the top of the pyramid. The geometry of the pyramid without the facing is used as a base line. The curved line is the extra thickness of the facing as obtained from an aerial stereo-photograph survey. The data points with errors show the extra thickness as calculated from counting fewer muons in the spark chambers. One plot runs in a band across the top in the north-south direction, the other east-west. The experiment can obviously detect the presence (or absence) of an extra 2 m of rock.

Figure 6(a) shows the counts of muons obtained in a run of several months. The counts are those in  $3^\circ \times 3^\circ$  bins; only the counts in the northwest quadrant are shown here. Where the axes cross at the lower right is directly overhead. As noted, the apparatus only measures in a conical volume out to about  $35^\circ$  from the vertical. The loss of efficiency at large angles is seen in the small numbers on the periphery of the figure.

Figure 6(b) shows the expected numbers of counts in the same bins calculated from the geometry of the pyramid, the density of the rock, the position of the apparatus (not exactly beneath the tip of the pyramid), the flux of muons from the sky as a function of angle from the vertical, the efficiency of the apparatus as a function of this angle, and other factors. This calculation assumes there are no hidden chambers.

The statistical uncertainty for  $N$  counts is  $\sqrt{N}$ , the standard deviation. The lower right bin in Fig. 6(a) has 1541 counts; the square root is 39. The expected number of counts, given in the corresponding bin of Fig. 6(b), is 1511. Thus the actual number of counts is about one standard deviation larger than the expected number. Figure 7 shows the differences, given in standard deviations, between the actual and expected numbers of counts for the bins in all four quadrants, with a 1 in

																	$N$													
(a)		1	5	29	45	98	195	259	298	334	397	380	442	3	23	34	59	86	105	107	121									
		2	18	54	73	110	201	294	381	511	559	599	641	716	716	1	24	54	114	191	213	335	419	560	724	838	803	869	1002	975
	1	24	54	114	191	213	335	419	560	724	838	803	869	1002	975	5	44	112	173	269	315	456	577	737	899	1010	1103	1068	1234	1271
	5	44	112	173	269	315	456	577	737	899	1010	1103	1068	1234	1271	11	67	163	219	364	400	561	682	936	1092	1206	1208	1480	1441	1516
	11	67	163	219	364	400	561	682	936	1092	1206	1208	1480	1441	1516	16	93	201	288	397	465	681	832	1013	1228	1358	1413	1486	1661	1598
	16	93	201	288	397	465	681	832	1013	1228	1358	1413	1486	1661	1598	23	132	256	359	442	562	716	935	1078	1311	1520	1434	1651	1808	1761
	23	132	256	359	442	562	716	935	1078	1311	1520	1434	1651	1808	1761	20	165	312	472	515	605	778	922	1118	1309	1540	1538	1642	1785	1809
	20	165	312	472	515	605	778	922	1118	1309	1540	1538	1642	1785	1809	28	230	361	542	625	628	799	972	1105	1338	1606	1457	1726	1780	1768
	28	230	361	542	625	628	799	972	1105	1338	1606	1457	1726	1780	1768	55	262	424	648	708	791	907	1065	1082	1300	1492	1486	1657	1771	1751
	55	262	424	648	708	791	907	1065	1082	1300	1492	1486	1657	1771	1751	54	302	538	668	799	846	954	1119	1191	1290	1464	1484	1558	1688	1704
54	302	538	668	799	846	954	1119	1191	1290	1464	1484	1558	1688	1704	78	318	545	782	908	946	1111	1253	1325	1470	1492	1357	1514	1643	1559	
78	318	545	782	908	946	1111	1253	1325	1470	1492	1357	1514	1643	1559	95	364	591	786	949	941	1186	1259	1358	1482	1492	1302	1412	1448	1541	
95	364	591	786	949	941	1186	1259	1358	1482	1492	1302	1412	1448	1541																
(b)		1	9	27	65	114	174	243	309	331	385	408	414	3	15	35	62	80	104	118	126									
		2	16	47	88	124	195	274	367	468	565	584	663	696	723	2	24	63	117	179	224	326	429	549	685	806	823	927	969	985
	2	24	63	117	179	224	326	429	549	685	806	823	927	969	985	5	49	110	182	262	316	444	573	721	889	1029	1041	1177	1226	1237
	5	49	110	182	262	316	444	573	721	889	1029	1041	1177	1226	1237	7	71	150	242	341	407	560	708	883	1082	1242	1250	1586	1451	1496
	7	71	150	242	341	407	560	708	883	1082	1242	1250	1586	1451	1496	11	99	192	297	413	478	653	820	1017	1230	1420	1418	1586	1666	1673
	11	99	192	297	413	478	653	820	1017	1230	1420	1418	1586	1666	1673	15	130	246	356	464	530	719	891	1103	1334	1501	1507	1689	1766	1793
	15	130	246	356	464	530	719	891	1103	1334	1501	1507	1689	1766	1793	25	168	307	439	537	575	761	927	1139	1370	1544	1529	1705	1782	1811
	25	168	307	439	537	575	761	927	1139	1370	1544	1529	1705	1782	1811	38	209	371	527	633	663	815	938	1140	1373	1552	1534	1729	1763	1841
	38	209	371	527	633	663	815	938	1140	1373	1552	1534	1729	1763	1841	51	249	438	615	723	760	917	1013	1132	1339	1533	1537	1727	1803	1786
	51	249	438	615	723	760	917	1013	1132	1339	1533	1537	1727	1803	1786	66	292	499	689	808	844	1019	1121	1222	1324	1459	1490	1646	1700	1791
66	292	499	689	808	844	1019	1121	1222	1324	1459	1490	1646	1700	1791	78	328	552	761	882	925	1111	1234	1329	1438	1494	1385	1572	1662	1653	
78	328	552	761	882	925	1111	1234	1329	1438	1494	1385	1572	1662	1653	84	347	575	789	911	954	1132	1254	1369	1458	1474	1309	1405	1416	1511	
84	347	575	789	911	954	1132	1254	1369	1458	1474	1309	1405	1416	1511																

Fig. 6. (a) Counts of muons in  $3^\circ \times 3^\circ$  bins in the northwest quadrant. (b) Expected numbers of counts in the same bins.

the lower right bin of the northwest quadrant. If all features of the pyramid and the apparatus were perfectly understood and no hidden chambers were present, we would expect about 87% of the entries in Fig. 7 to be 0 or  $\pm 1$ , about 12% to be  $\pm 2$ , and about 1% to be  $\pm 3$ . A small excess of  $\pm 2$ s and  $\pm 3$ s indicates that the modeling of the pyramid and/or the apparatus was not perfect.

However, what matters is what the signal would be if there were a large burial chamber in the pyramid. Figure 8 shows the expected signal if the King's Chamber of Cheops' pyramid were at about the same place in Chephren's pyramid: Less rock, more actual counts, and an unmistakable cluster of positive standard deviations compared to the chamberless model. The data of Fig. 7 show that there is no large chamber in a conical volume out to about  $35^\circ$  from directly above the apparatus.

These results were published.<sup>5</sup> A later round of measurements, with the apparatus tilted toward one face of the pyramid or another, searched for burial chambers outside the cone covered in the first run. Nothing was found there either, but those results were given only in a brief laboratory report.<sup>7</sup>

It was a disappointment to find no burial chambers and no marvelous treasures. But the use of “rays” provided by nature together with the new tool of spark chambers was ingenious. And the mystery was solved. People would say to Luie, “So you didn't find any chambers.” “No,” Luie would reply, “We found that there are no chambers.”

## II. THE JFK ASSASSINATION

President John F. Kennedy was shot and killed on November 22, 1963 while being driven slowly in an open limousine through the streets of Dallas, Texas. The route had been announced so that people could come and see their President. Figure 9 shows a diagram of the scene of the assassination.<sup>8</sup>



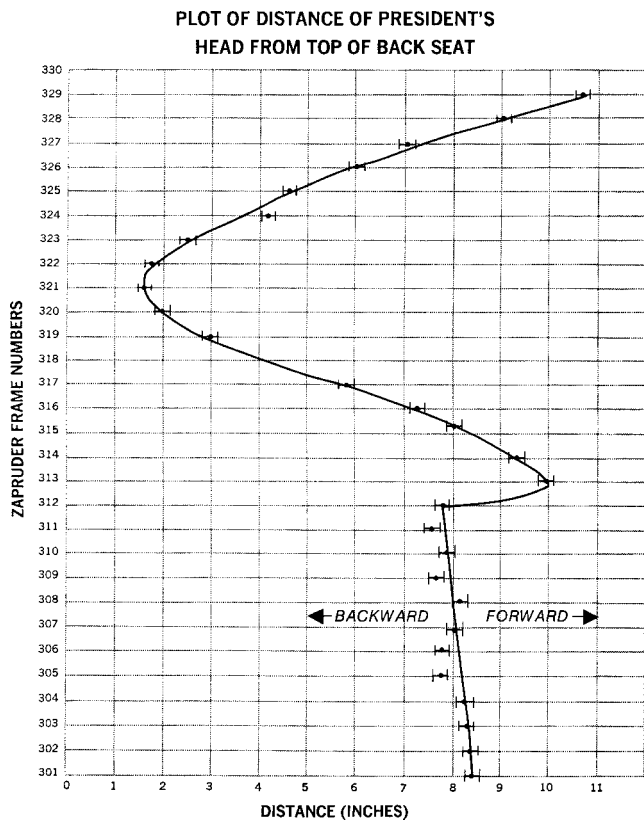


Fig. 10. The motion of the President's head relative to the back of the rear seat of the limousine. From Ref. 9, with permission.

Book Depository building, where he was employed (see Fig. 9).

*Conspiracies.* From the beginning, many people did not believe that Oswald acted alone, or perhaps at all. In the 1960s, bookstores had whole tables of books promoting various theories. All the theories were fueled by the damning fact that Oswald was killed while in the custody of the police, having said little but to protest his innocence. Possible conspirators, among others, were the Soviet Union because Oswald had exiled himself there for a while; pro-Castro Cubans for attempts by the United States to overthrow Castro; anti-Castro Cubans furious about the Bay of Pigs fiasco; disaffected elements in the government itself because Kennedy was having second thoughts about the growing conflict in Vietnam; and the Mafia and/or the Teamsters because of Attorney General Robert Kennedy's prosecution of gangsters. Sometimes two or more of the groups acted together, as in Oliver Stone's film.

One of the strongest arguments for a conspiracy came directly from the Zapruder film. Figure 10 shows a figure from a 1967 book, *Six Seconds in Dallas*, by Josiah Thompson, then a philosophy professor at Haverford College.<sup>9</sup> The horizontal axis shows the distance of the President's head from the top of the rear seat as determined from the film. Time (frame number) increases upward; the camera speed was 18 frames/s. Between frames 312 and 313, the President's head snaps 2 in. forward, but after frame 313, where blood and brain jet forward (clear evidence of a shot from behind), it snaps much farther backward. Physics says—does it not?—that if you are shot, the momentum of the bullet kicks you in the direction of its motion. Thus there must have been

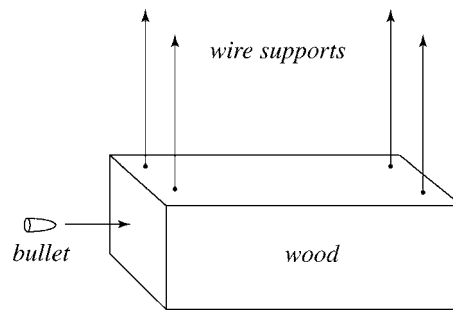


Fig. 11. A ballistic pendulum.

two shots in quick succession, the first from behind (from Oswald in the School Book Depository), the second from in front. And thus two shooters (at least) and a conspiracy.

Luie's scientific interest in the assassination began 3 years after it occurred, when the November 25, 1966 issue of *LIFE* magazine included some of the frames of the Zapruder film. Luie was an expert in the analysis of photographs; his physics group had analyzed hundreds of thousands of photographs of interactions of elementary particles, and he had invented a number of optical devices. Over a period of time, he was able to make a number of deductions from the film. The most important of these was the completely counterintuitive demonstration that something hit by a bullet can be jerked *toward* the shooter, and thus that the motion of the President's head was not conclusive evidence for two shooters.

*Momentum is conserved.* To understand the argument, we consider first a ballistic pendulum, a device used to measure the momentum of a bullet; momentum  $p$  is mass times velocity,  $p=mv$ . Figure 11 shows the pendulum—a block of wood, say, hanging from vertical wires. A bullet is shot horizontally into the wood and lodges in it—a completely inelastic two-body collision (completely inelastic because the bodies stick together). The momentum of the bullet plus the pendulum at the instant after the bullet lodges is equal to that of the bullet just before it reaches the pendulum: that is, momentum is conserved until the pendulum has time to swing a bit and the wires begin to pull sideways. The pendulum swings in the direction the bullet was moving, and how far it swings allows the momentum of the bullet to be calculated.

Energy is conserved too, but not kinetic energy. Suppose, for simplicity, that the mass  $M$  of the pendulum is 999 times the mass  $m$  of the bullet, or  $m+M=1000m$ . The kinetic energy is  $K=\frac{1}{2}mv^2=p^2/2m$  (the symbols refer to whatever body is being considered). Then because  $p$  is the same before and immediately after the bullet lodges, we have

$$K(\text{bullet} + \text{pendulum}) = \frac{p^2}{2(m+M)} = \frac{p^2}{2 \times 1000m} \\ = \frac{1}{1000} \frac{p^2}{2m} = \frac{1}{1000} K(\text{bullet}). \quad (1)$$

Thus 99.9% of the kinetic energy of the bullet is "burned up" as it bores into the wood; the energy goes into heating and deforming the bullet and the wood. More generally, the percentage of kinetic energy turned to other forms is  $100M/(m+M)$ .

An aside: Everyone has seen movies in which someone who is shot is blown away from the shooter. My favorite example is in *Shane*, a fine 1953 western in which at the final shootout Shane (Alan Ladd) outdraws the murderous gun-fighter Wilson (Jack Palance), and blows him into a pile of barrels. But there is a problem with these scenes. The explosion in the pistol that gives momentum to the bullet gives equal and opposite momentum to the shooter. If the momentum of the bullet is enough to blow Wilson one way, it is enough to blow Shane the other way.

What Luie saw in the Zapruder film is that the interaction of the bullet with its target was, because of the jets of blood and brain, not a simple inelastic two-body collision. He modeled the interaction with three bodies: a bullet, a jet, and a target, with masses  $m_b$ ,  $m_j$ , and  $m_t$ . Suppose the jet carries off a fraction  $f$  of the kinetic energy  $K_b$  of the bullet. Then

$$K_j = \frac{p_j^2}{2m_j} = fK_b = f\frac{p_b^2}{2m_b}. \quad (2)$$

From Eq. (2) the momentum of the jet in terms of that of the bullet is given by

$$p_j^2 = f\frac{m_j}{m_b}p_b^2. \quad (3)$$

Suppose  $f(m_j/m_b)$  is greater than one—say  $f=1/10$  and  $m_j/m_b=15$ ; then  $p_j$  is greater than  $p_b$ . The jet carries off more momentum than the bullet had initially, and in the same direction as the bullet. Conservation of momentum,  $p_b=p_j+p_t$ , then requires that  $p_t$  be negative; the target moves backward, toward the shooter.

The response of Luie's colleagues to this back-of-the-envelope calculation was tepid. There is no reason to believe that a possible solution of an equation is a likely solution, especially when the equation comes from a simplified model of a complicated event. Pushed to demonstrate the effect experimentally, Luie with some friends wrapped seven cantaloupes in filament tape to add, like a skull, some tensile strength, and they shot the cantaloupes with a hunting rifle. In six of the seven cases, the bulk of the melon recoiled toward the shooter. Figure 12 shows frames from a movie of one of the shots.<sup>10</sup> On which side is the shooter? Which way does the bulk of the melon go? Although a taped melon is not a head, the experiment demolishes the assumption that a shot object is always kicked away from the shooter.

There remains the fact that in less than the 1/18 s between frame 312, before there is any apparent motion of the President's head, and frame 313, which shows the jets, there is a 2 in. forward motion. Luie does not attempt to explain, with only one bullet, this initial forward motion. Perhaps the collision proceeds through a very brief two-body stage, pushing the head forward, before jets develop to drive it backward. It would take some high-speed photographic experiments to investigate this hypothesis.

Luie's investigation brought into serious question the inference that the Zapruder film proves there were two shooters, but perhaps his analysis did not completely resolve the matter. And even if a single bullet can be responsible for all the motion, that cannot prove that there was only one shooter (an almost impossible task).

*Other findings.* Here, without full explanations, are the other main findings of Luie's examination of the Zapruder film.<sup>8</sup> Of more interest than the results is the simple reasoning based on close observation. The FBI's photographic ana-




Fig. 12. Frames (somewhat cropped) from a movie of shooting a melon (Ref. 10). They are in color (and clearer) at [jfkclancer.com/galanor/jet\\_effect](http://jfkclancer.com/galanor/jet_effect).

lysts, with a 3-year head start, noticed none of the following.

(1) Luie invented a camera stabilizer because he was upset at jitter in motion pictures he took. In particular, he knew that a loud noise such as a gunshot would cause an involuntary reflex and an oscillatory jitter. In the Zapruder film, he noticed that streak lengths of the glare from points on the limousine vary from frame to frame. By plotting differences in the streak lengths from one frame to the next, he found the probable times, indicated in Fig. 9, for three shots. (To me and others, these results were suggestive but not conclusive.)

(2) Zapruder's camera had two frame-rate settings: normal (18 frames/s) and slow-motion (48 frames/s). In slow-motion mode it is only 4 s between, say, frames 150 and 340 (see Fig. 9), not enough time for Oswald to have fired the three shots, reloading between them, of the standard version of events. Luie noticed that a man who appears in about 18 frames as the camera tracks the limousine and pans by him claps 3.7 times. At the film speed of 18 frames/s, the clapping rate is an ordinary 3.7/s. At the film speed of 48 frames/s, the clapping rate is a maniacal 9.3/s; try it. (A good argument, but the frame rate at which the film was taken was no longer controversial by the time Luie addressed it.)

(3) After frame 255, there are no permanent reference points in the film—no buildings or light poles, only a grassy park and a few people. The FBI's analysts claimed that without permanent reference points it was impossible to say exactly where the limousine was in each of the frames. Luie showed how any fixed object, no matter how temporary, such as a person's foot set on the ground or a glint of a shiny object in the grass, could be used. He thus showed that at about frame 300 the limousine slowed from about 12 mi/h

to 8 mi/h. He attributed this slowing to the driver instinctively taking his foot off the accelerator, with the car in a low gear, when a siren went off.

Luie's investigations of the Chephren pyramid and of the Kennedy assassination were clever and interesting, but the results were not of enormous importance. However, the third piece of detective work uncovered a calamity that literally shook the Earth and is one of the great discoveries about Earth's history.

### III. THE END OF THE DINOSAURS

About 65 million years ago, an asteroid or a comet—a rock or a very dirty snowball—about 10 km across struck the Earth.<sup>11</sup> It was probably traveling at about 30–60 km/s. The uranium bomb that destroyed Hiroshima released an energy equivalent to about 14,000 tons of TNT. The hydrogen bombs tested in the 1950s were roughly 70 times as powerful, the equivalent of about one million tons (a megaton) of TNT. The impact of the asteroid (or comet) released the energy of roughly one hundred million of these megaton bombs. This is the kinetic energy of the asteroid, all turned to heat energy at the instant of impact, a completely inelastic two-body collision. It does not take nuclear explosions to get enormous energies.

Drop a heavy rock in a pond and watch the splash—a crown-like curtain of water, and perhaps a secondary splash as the water overshoots in refilling the hole. An object 10 km across and 5000 times as fast as the rock makes a big splash. The speed of the asteroid was far greater than that of elastic (sound) waves in rock, and a shock wave traveled out in all directions into the Earth, vaporizing, melting, or pulverizing matter depending on the distance; a shock wave traveling back through the asteroid instantly vaporized it too. An immense curtain carried 20–100 times the mass of the asteroid into ballistic trajectories, leaving an enormous crater. At the center, the hole in the Earth was, for a brief time, perhaps 40 km deep. An elastic rebound made a central peak higher than Mt. Everest, which collapsed back into the crater, as did earth and rock in cascades of slides from the periphery inward, leaving a target-like pattern of terraces nearly 200 km across.<sup>12</sup> The waters of an adjacent sea, disturbed by a kilometer-high tsunami, sloshed into the crater.

Moments after the impact, the matter blown from the site began to streak back through the atmosphere all around the Earth, burning like shooting stars, and the sky blazed. When the sky cooled, no light penetrated the cloak of dust and soot, which took several months to settle out. Any microscopic life in the surface layers of the oceans that survived the heat died from lack of light for photosynthesis, and the whole food chain that led from this life died too. On land, fires raged, and any vegetation too green to burn was set alight by lightning after it had died in the darkness.

There were other horrors. An enormous fireball of vaporized rock rose from the impact site. The atmosphere is mainly nitrogen and some of the rock at the site contained sulfur, and the fireball made oxides of these elements, and for thousands of kilometers downwind the skies rained nitric and sulphuric acids. Much of the rock was limestone (calcium carbonate), and the impact released an enormous quantity of carbon dioxide into the atmosphere. While the sky was dark, the temperature of the Earth fell to well below freezing.<sup>13</sup> When in months the sky cleared and the Earth warmed, it overwarmed due to the carbon dioxide.

At this instant in geologic time, more than half of the species then existing vanished forever. Among them were all the land animals larger than about 20 kg, including the dinosaurs. It is this sudden, partial restart of evolution that opened the way for the mammals, and eventually for us, to inherit the Earth.

What did survive? On land, roots and seeds and spores would revive much of the plant kingdom. Of the animals, those that could hibernate through the dark winter, those adapted to cold, those whose diet was, or could become, roots and decaying matter: Microbes, insects, snakes, alligators, other cold-blooded animals, small mammals, and other ground dwellers; in the oceans, lakes, and waterways, bottom feeders, able to live on decaying matter. Chance must have played a large role. In the immediate aftermath, few individuals of any species would have been left alive; the survivors might rekindle a species, or it might flicker out of existence.

*How can we know?* How can we know what happened 65 million years ago? By studying rocks. Geology as a science grew from the immensely important and profitable enterprises of mining and, later, drilling. It also grew from curiosity about objects found in road cuts and canal diggings high above the ocean that looked like sea shells and sharks' teeth, and from wondering about how long it had taken water to cut a deep canyon through solid rock. Over the last two centuries, geology has given us a sketchy history of the Earth and life on it. Paleontology, the branch of geology that deciphers the history of life from fossils in the rocks, has discovered that species are continually coming into and going out of existence, and that there have been five great extinctions. In each of these, in some relatively short but unknown span of time, a large fraction of the species then existing vanished forever. These extinctions define the boundaries between major geological periods. The most recent of the major extinctions occurred about 65 million years ago, and marks the boundary between the Cretaceous and Tertiary periods, the KT boundary (the symbol C is in use elsewhere). There were many ideas about what might have caused the extinctions, but as of the 1970s they were all just guesses.

Luie's son Walter Alvarez is a geologist. In the 1970s, he spent summers working out of Gubbio, a small town in central Italy. The walls of a nearby gorge are several hundred meters of limestone, laid down over 50 million years at the bottom of a sea, and later raised up to become mountains. Limestone is made of the shells and debris of microscopic life in the sea; the remains sink to the bottom, are buried by more remains and compressed by the overlying sea, and eventually become solid rock. Mixed into the limestone is a small amount of clay eroded from the continents by water and wind. Walter Alvarez was studying the reversals of the Earth's magnetic field as recorded in the rock. He correlated the pattern of reversals with reversals discovered in lava flows in the mid-Atlantic. In this way, the known time sequence of the fossils in the gorge would date the reversals in the lavas, in which there are no fossils for dating.

The interval of Earth's history recorded in the walls of the Gubbio gorge is revealed by the species of the microscopic fossils, and it encompasses the extinction 65 million years ago. The marker of the extinction is an abrupt change of the fossils in the limestone. For hundreds of meters going up the walls (and forward in time) the (Cretaceous) limestone is rich in species, some large enough to be seen with the naked eye. This limestone is capped by a layer of clay about a

centimeter thick. The (Tertiary) limestone above the clay is different: there are few species, none visible without magnification. Walter cut a piece about the size of a deck of cards out of the rock—limestone, clay, limestone—and showed it to his father: This clay layer, Walter said, marks where the dinosaurs and much else went extinct. Nobody knows why. Or what the clay is about. A big mystery! Luie was hooked.

Sometimes the most difficult thing is to think of a good question, a place to start. The abrupt change in the limestone draws attention to the otherwise seemingly ordinary layer of clay. Luie and Walter tried to think of a way to find out how long it had taken for that thin layer to be deposited. A year? Ten thousand years? How can you possibly find out how long it took a centimeter of clay to be deposited 65 million years ago? Why find out anyway? Well, it might lead to something—it might be a clue. And it was.

*The key is iridium.* Here, leaving out many false starts, detours, and dead ends, is what Luie and Walter thought up; the answer, as with the pyramid, came from the sky. When the Earth formed out of the primordial chaos of gas and dust swirling about the Sun, the gravitational energy of the accumulating matter and the radioactive decay of unstable elements heated the Earth and it turned molten. Much of the iron sank to the center, taking with it nearly all of the six elements of the platinum group (platinum, osmium, iridium,...), which form alloys with iron. But the dust and debris in the Solar System that never became part of a planet never went through this scrubbing process; the platinum-group elements are still rare in the asteroids and comets, but are not nearly so rare as they are in the Earth's crust. A constant hail of tiny meteoroids burning up in the atmosphere causes a constant ever-so-light dusting of the Earth's surface with platinum-group elements. With knowledge of the composition of meteoroids and the rate of dusting, assumed constant over the eons, a measurement of the amount of a platinum-group element in a given layer of soil or rock ought to tell how long it had taken that layer to form. If there is very little of the element in the layer, then it was formed in a short time; if there is a lot of it, then the layer took a long time to form. Or so Luie and Walter reasoned.

After some research, Luie decided that iridium (element 77 in the periodic table) would be the best element to look for. But its abundance would still be well below the parts-per-billion level, and therefore would only be detectable using very sensitive techniques of nuclear chemistry. So Luie and Walter looked for a nuclear chemist and found Frank Asaro, who later was joined by Helen Michel.

What they found in the boundary clay, using a technique called neutron activation analysis, was a lot of iridium! Figure 13 is a plot of the iridium abundance going across a few meters of the rock that includes the boundary clay: a spike, right at the boundary layer. Either the clay layer had taken a very long time to form, during which time no calcium carbonate had settled with it, or something else had happened. Where could all that iridium have come from?

Luie and Walter had two big questions in mind: "What caused the clay layer?" and, "What did it have to do with the great extinction?" Suppose a very large body had struck. It would have left a lot of iridium all at once, and if large enough, it could also have caused the extinction. The boundary clay would be the dust and debris from the impact that had settled out of the atmosphere. And because the catastro-

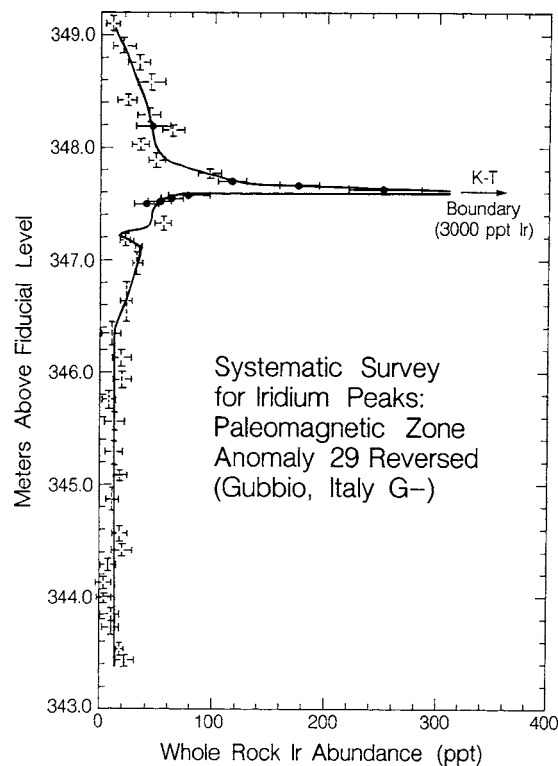


Fig. 13. The iridium abundance across the thin layer of clay that marks the Cretaceous-Tertiary boundary near Gubbio, Italy (ppt means parts per trillion) (Ref. 14). This rock was formed on a sea floor.

phe was world wide, there ought to be clay layers and iridium spikes all around the world, at just the level in the rock at which the extinction took place.

So they investigated a second site, in Denmark. And there they found even more iridium than in Italy.<sup>11</sup> Groups around the world began to look for iridium, and found it in the rock right where the paleontologists said the extinction had occurred. Within a few years, more than 100 such sites were found. The iridium layer is the closest thing there is to a universal time marker in the geological record.

The first findings were all in formations that 65 million years ago were at the bottom of seas, and arguments were made that perhaps some unknown event had precipitated out the small amount of iridium that is in the oceans. Thus a particularly important site was one in New Mexico, in what 65 million years ago was a fresh-water marsh.<sup>15</sup> On the left of Fig. 14 is the iridium spike, and on the right is the ratio of flowering-plant pollen to fern spores. Clearly, ferns were hit less hard and/or recovered faster than did the flowering plants.

*A clay like no other.* Not only was a boundary clay rich in iridium found at many sites, but over the next few years various researchers found a lot more in that clay:

- Soot, enough of it, if the clay were deposited in a short time, to indicate that most of the Earth's vegetation had burned.
- Tiny glassy spherules, formed when molten or vaporized rock blown from the impact site cooled and hardened in flight.
- Quartz crystals, shocked with crisscrossing fracture planes never seen before except at sites of a meteor impact or a nuclear explosion.



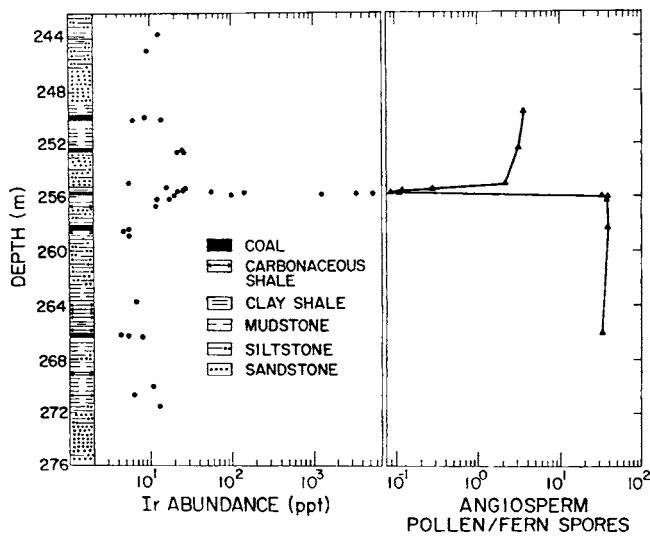


Fig. 14. The iridium abundance and the ratio of angiosperm pollen to fern spores across the Cretaceous-Tertiary boundary in New Mexico (Ref. 15). This rock was formed in a fresh-water marsh. (Note the logarithmic scales.)

- Microscopic diamonds and other rare minerals formed only under conditions of great temperature and pressure.

Furthermore, if the clay layer found around the world was the dust that had settled out of the atmosphere, then it all came from the impact site, from the vaporized asteroid itself and the much larger mass of material blown out by the impact. There followed two major predictions.<sup>14</sup>

(1) The clay in the boundary layer would be different in composition from clay in the rock immediately below and above the layer. The few percent of clay in limestone comes from eroded matter from the continents. Figure 15 compares the chemical compositions of the clays below (Cretaceous), within, and above (Tertiary) the boundary layer at the Danish site. The top two rows give the abundances of common elements in percent; the shadings indicate measurement uncertainties. The abundances of silicon and aluminum, for example, are much the same in all three clays, but the abundances of iron, potassium, and sodium in the boundary clay are very different from those in the clays to either side.

The bottom two rows compare the abundances of rare elements in parts per million. Here the abundances for all the elements in the boundary clay are very different from those in the clays to either side (note iridium).

(2) Clays in the boundary layers everywhere ought to be similar in composition, because they all came from the asteroid and the impact site. Figure 16 compares the abundances in the boundary clays from the Danish site and from a drilling core taken from beneath the Pacific Ocean. The abundances lie along the 45° line as predicted.

Thus, boundary clays from two sites 10,000 miles apart, each marked by iridium and unmistakable signs of impact, have the same chemical composition; but these clays are very different from the clays a finger width to either side. It is difficult to imagine stronger evidence for an impact, other than finding the crater itself.

#### IV. EPILOGUE

The crater was found in 1991, unfortunately after Luie had died. Figure 17 shows the site, which spans the coastline of

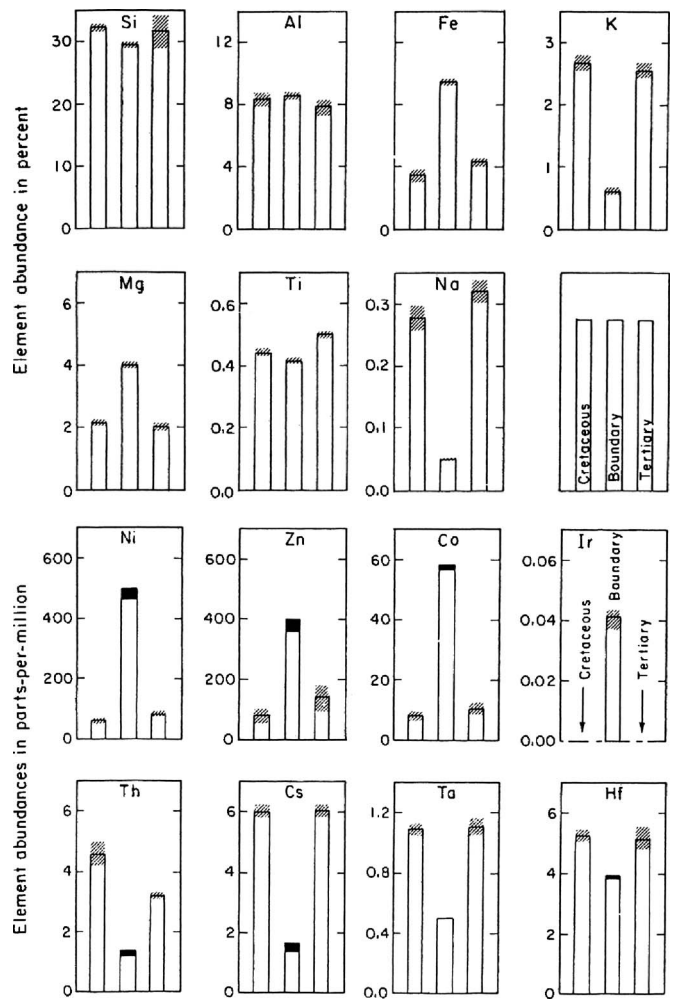


Fig. 15. A comparison of element abundances across the clay layer in the Danish site (Ref. 14). Note the key in the second row, right. The top two rows are for common elements, the bottom two rows are for rare elements.

Yucatán in Mexico. Much detective work went into finding the site; the clues were the leavings of the enormous tsunami the impact caused, and the closely held prospecting records of the Mexican national oil company. However, the work was not Luie's, and the story is complicated (the crater was really found in 1981). For more, see the books by Walter Alvarez<sup>16</sup> and James Lawrence Powell.<sup>17</sup>

Two of the mysteries are solved: There are no large chambers in the body of Chephren's pyramid, and 65 million years ago a large asteroid or comet killed the dinosaurs and much of the rest of life on Earth. The assassination investigation led to no major results, but did show what a careful eye and elementary physics could reveal. Most remarkable in Luie's investigations is how distant the key solution ideas seem to be from the original questions: cosmic rays solve the pyramid mystery; iridium in space debris solves the dinosaur mystery. How did he think of that?

The pyramid paper, the assassination paper, and the first dinosaur paper are reprinted in Ref. 1. More informal is Luie's scientific autobiography.<sup>18</sup> On the extinction mystery, I have focussed on Luie and Walter's pivotal role, but the story is much broader and many people were involved. For the geological background, the challenge the impact theory made to uniformitarian dogma, the search for the crater, and

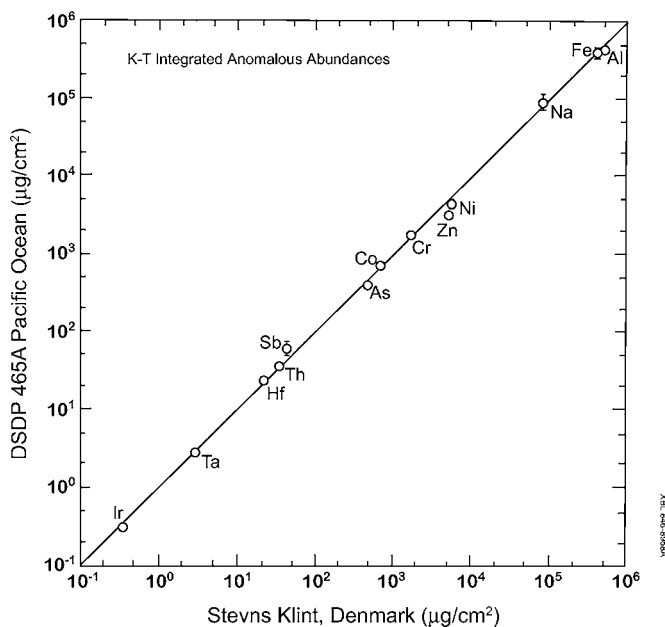


Fig. 16. A comparison of element abundances from the boundary layers in Denmark and a deep-sea core in the Pacific Ocean (Ref. 14).

early investigations that followed its finding, see Ref. 16. For a detailed analysis of the often acrimonious debate between the impact theorists and much of the geological community, see Ref. 17. (A scientific fight with Luie could resemble a bar fight with Chuck Norris.) These books are very readable and give extensive references to the literature up until the mid 1990s.

I tell about Luie's detective work in almost any course I teach, in the lecture before an exam. Students can use the break, and physics education could do with more stories and less of, "A 1.93 kg block is placed against a compressed spring on a frictionless 27° incline..."



Fig. 17. The site of the impact in Yucatán, Mexico.

## ACKNOWLEDGMENTS

I am grateful to several people for help and advice. James Burkhard, a member of the pre-1967 War expedition to Egypt, and Gerald Lynch, who did the data analysis shown in Figs. 5–8, read Sec. I. Paul Hoch, Luie's guide and foil on all matters concerning the assassination and conspiracies, saved me from making several errors in Sec. II. Walter Alvarez read Sec. III. J. David Jackson and Ron Roizen each made a number of comments that led to greater clarity in argument and expression. Paul Schaffner helped with the figures. Narendra Jaggi of Illinois Wesleyan University, Jason Zimba of Bennington College, and Roger Bland of San Francisco State University, arranged for me to speak at their institutions. This work was supported by the Office of Science, U.S. Department of Energy, under Contract DE-AC02-05CH11231.

<sup>a)</sup>Electronic address: cgwohl@lbl.gov

<sup>1</sup>W. Peter Trower, ed., *Discovering Alvarez: Selected Works of Luis W. Alvarez with Commentary by His Students and Colleagues* (University of Chicago Press, Chicago, 1987).

<sup>2</sup>Richard P. Feynman, *What do You Care What Other People Think?* (W. W. Norton, New York, 1988), p. 146.

<sup>3</sup>Three or four cathedrals may have had spires that rose above 150 m. They tended to fall down.

<sup>4</sup>Cheops' queen was not buried in the pyramid. The names here are from the ninth century, when an Islamic ruler rediscovered the chambers by having tunnels dug into the pyramid. The chambers were empty, having evidently been broken into and looted far in the unrecorded past.

<sup>5</sup>Luis W. Alvarez, Jared A. Anderson, F. El Bedwei, James Burkhard, Ahmed Fakhry, Adib Girgis, Amr Goneid, Fikhry Hassan, Dennis Iversen, Gerald Lynch, Zenab Miligy, Ali Hilmy Moussa, Mohammed-Sharkawi, and Lauren Yazolino, "Search for hidden chambers in the pyramids," *Science* **167**, 832–839 (1969). Figures 1, 2, and 5–8 are adapted from this paper.

<sup>6</sup>A statement of principle attributed to John Crow, in R.V. Jones, *The Wizard War: British Scientific Intelligence 1939–1945* (Coward, McCann, & Geoghegan, New York, 1978), pp. 76–77.

<sup>7</sup>Gerald R. Lynch, "Locating chambers in an Egyptian pyramid using cosmic rays," Lawrence Berkeley Laboratory Report LBL-2180 (1973).

<sup>8</sup>Luis W. Alvarez, "A physicist examines the Kennedy assassination film," *Am. J. Phys.* **44**, 813–827 (1976). Figure 9 is from this paper.

<sup>9</sup>Josiah Thompson, *Six Seconds in Dallas: A Micro-Study of the Kennedy Assassination* (Bernard Geis, 1967), p. 91.

<sup>10</sup>With permission of Don Olson, who took the movie.

<sup>11</sup>Luis W. Alvarez, Walter Alvarez, Frank Asaro, and Helen V. Michel, "Extraterrestrial cause for the Cretaceous-Tertiary extinction," *Science* **208**, 1095–1108 (1980).

<sup>12</sup>See (lpl.arizona.edu/SIC/impact\_cratering/Chicxulub/Animation.gif) for an animation. See also Julio Gratton and Carlos Alberto Perazzo, "Catastrophic bolide impacts on the Earth: Some estimates," *Am. J. Phys.* **74**, 789–793 (2006).

<sup>13</sup>The idea of nuclear winter, much discussed in the 1980s as a previously overlooked aftereffect of a full-scale nuclear war, came from investigations of consequences of an asteroid impact.

<sup>14</sup>Luis W. Alvarez, "Mass extinctions caused by large bolide impacts," Lawrence Berkeley Lab Report LBL-22786 (1987). Figures 13, 15, and 16 are taken from this report.

<sup>15</sup>C. J. Orth, J. S. Gilmore, J. D. Knight, C. L. Pillmore, R. H. Tschudy, and J. E. Fassett, "An iridium abundance anomaly at the palynological Cretaceous-Tertiary boundary in northern New Mexico," *Science* **214**, 1341–1343 (1981).

<sup>16</sup>Walter Alvarez, *T. Rex and the Crater of Doom* (Princeton U. P., Princeton, 1997).

<sup>17</sup>James Lawrence Powell, *Night Comes to the Cretaceous* (Harcourt, Brace, & Co., San Diego, 1998).

<sup>18</sup>Luis W. Alvarez, *Alvarez: Adventures of a Physicist* (Basic Books, New York, 1987).